

# GET OUT BEFORE THE BELL...

- JOURNAL
- COLORED PENCILS (BLUE, GREEN, RED, & BROWN)
- PENCIL & PEN
- GLUE STICK
- SCISSORS
- BRAIN
- EXTRA BATTERIES FOR BRAIN

GET READY!  
WE'RE MOVING  
FAST TODAY!!





# STAAR PREP FOLDER

UPDATED APRIL 2016

DAY 1

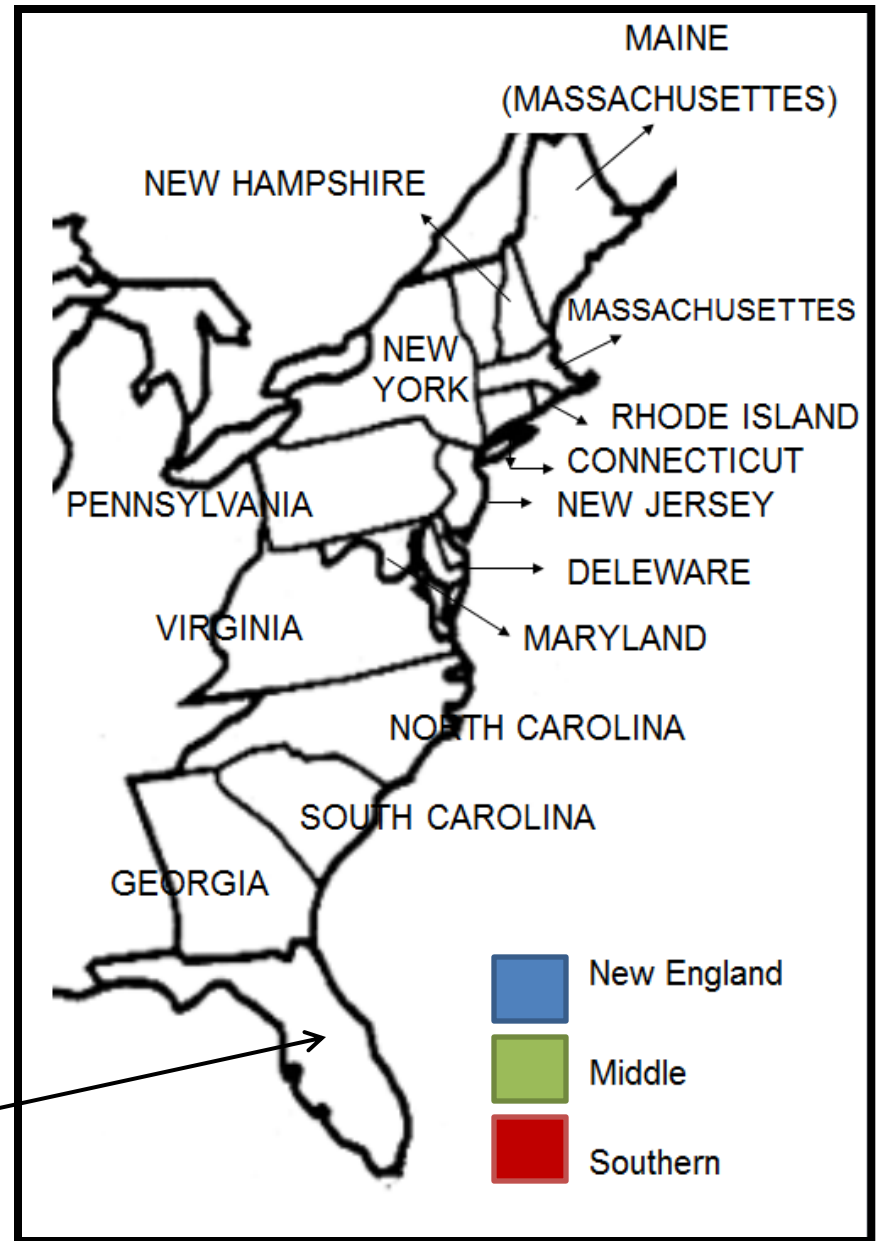
COLONIAL ERA

# THE PLAN FOR TODAY...

- MAP OF COLONIES
- COLONIAL REGIONS
- COLONIAL GOVERNMENT
- TRANSATLANTIC TRADE VS. MERCANTILISM
- COLONIAL DUDES
- PLAY GAMES

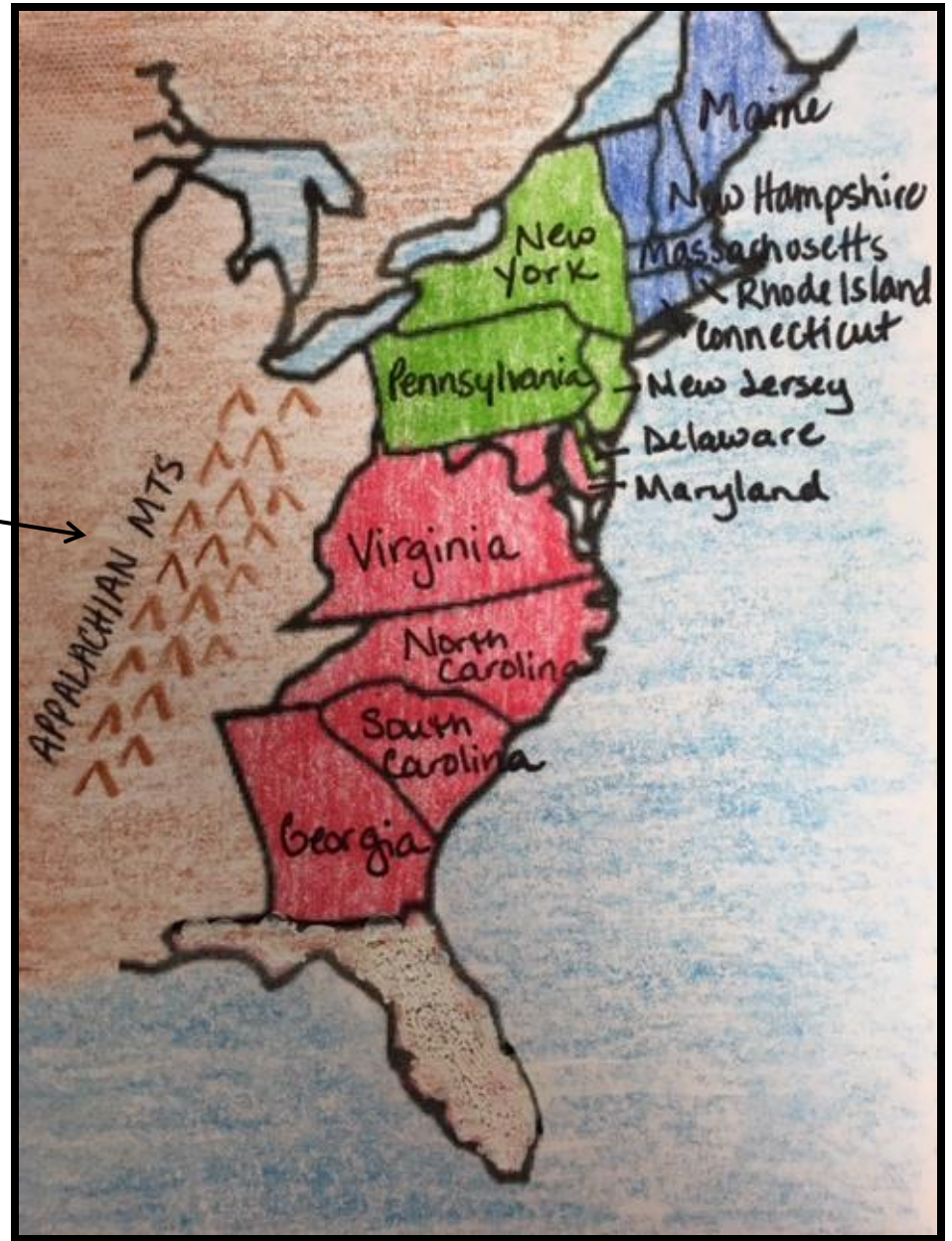
# MAP OF COLONIES

1. COLOR CODE THE COLONIAL REGIONS.
2. LABEL EACH COLONY.



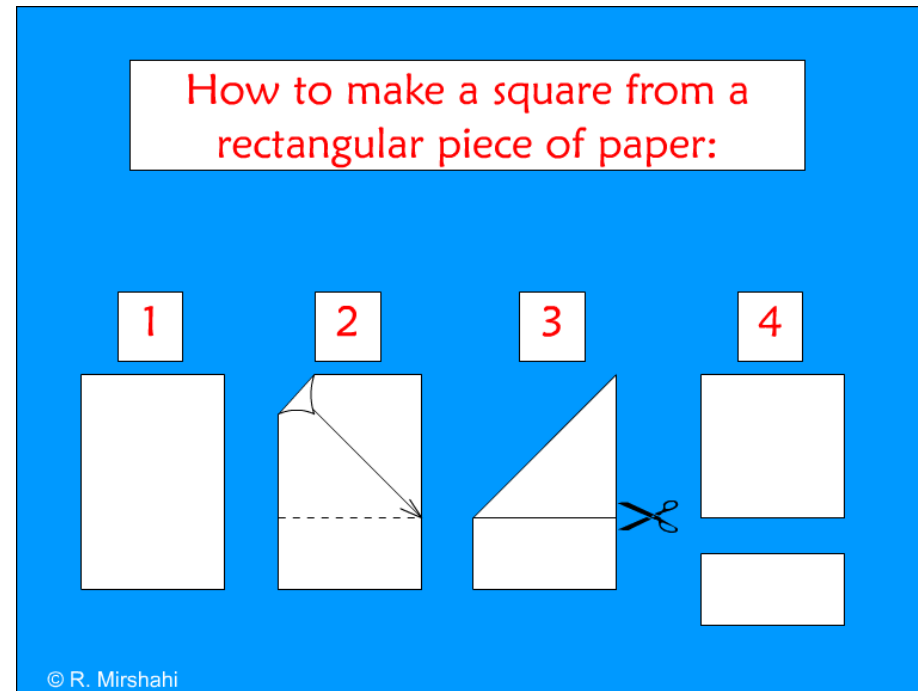
# MAP OF COLONIES

3. ADD AND LABEL THE APPALACHIAN MOUNTAINS.



# COLONIAL REGIONS

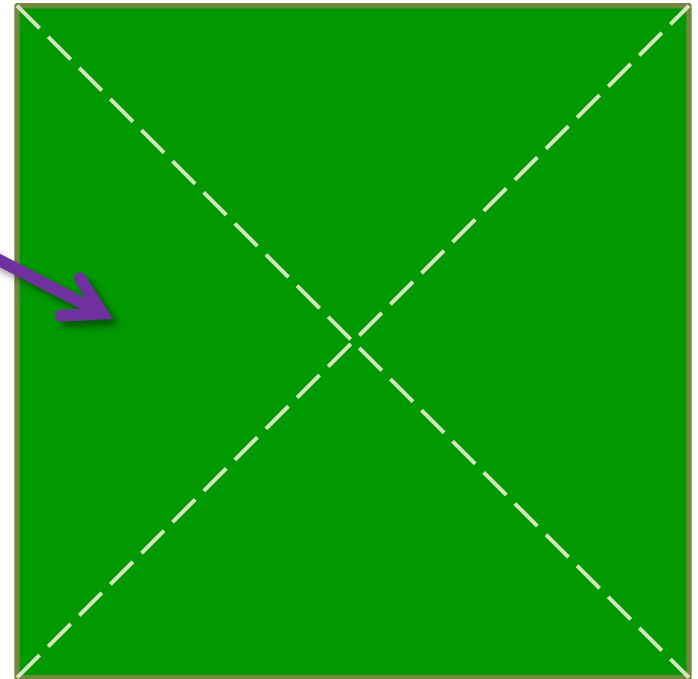
1. TAKE A QUARTER SHEET OF PAPER AND FOLD IT DIAGONALLY TO FORM A TRIANGLE. CUT OFF THE EXTRA.
2. OPEN IT UP. FOLD IT THE OTHER WAY. OPEN IT UP AGAIN.



# COLONIAL REGIONS

3. WRITE THIS, HERE...

- Long growing seasons
- Plantation System
- Grew cash crops (tobacco, rice, indigo) using slaves

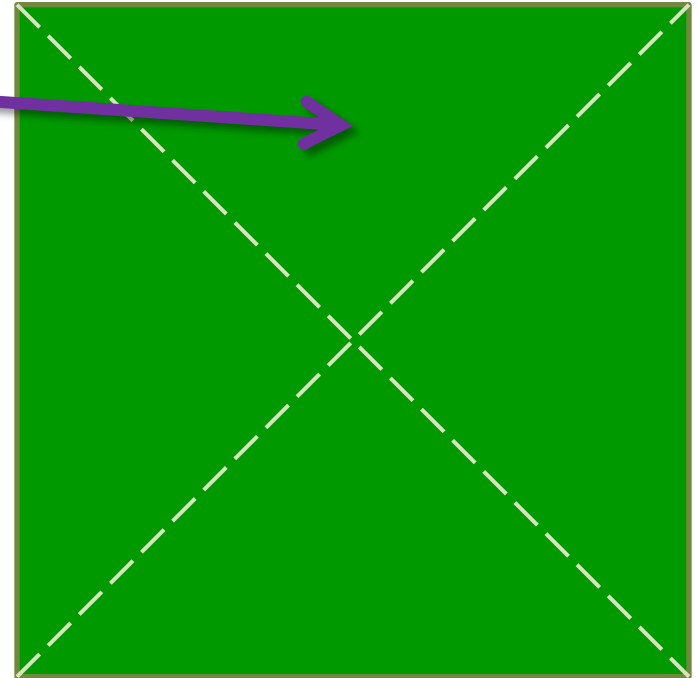




# COLONIAL REGIONS

3. WRITE THIS, HERE...

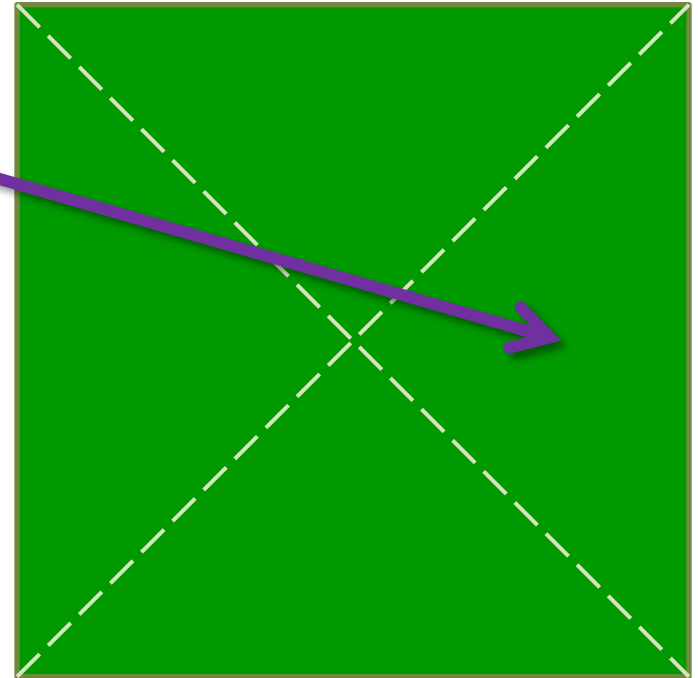
- Warm
- Diverse religious beliefs
- Grow rye, grain and wheat →  
“Breadbasket”
- Quakers – first abolitionists



# COLONIAL REGIONS

3. WRITE THIS, HERE...

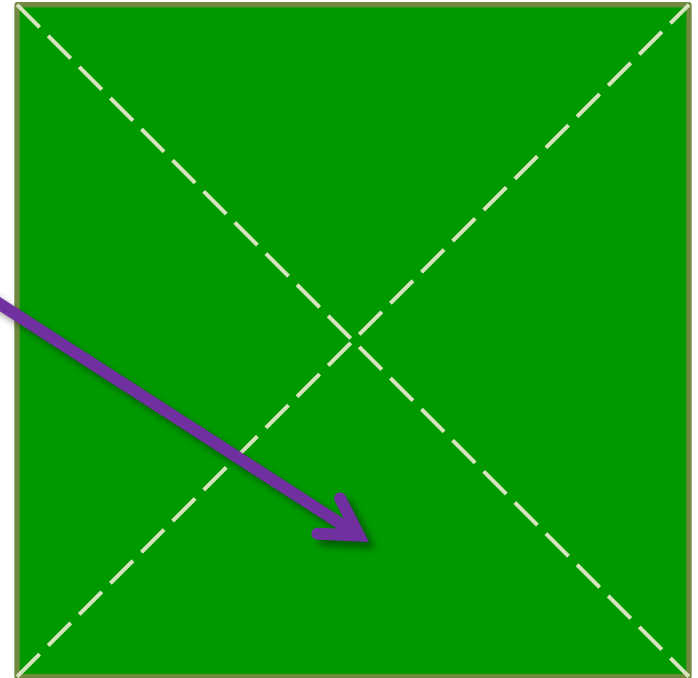
- Cold
- Rocky soil
- Religious freedom
- Lumbering, fishing, whaling and shipping



# COLONIAL REGIONS

3. WRITE THIS, HERE...

Colonial Regions




# COLONIAL REGIONS

4. FLIP THE SQUARE OVER AND LABEL THE CORRECT TAB WITH THE FOLLOWING...

New England Colonies

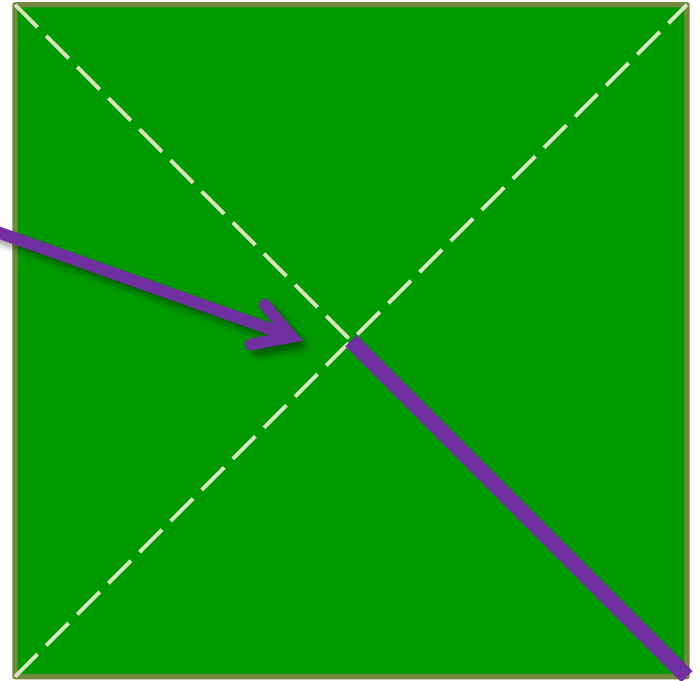
Middle Colonies

Southern Colonies



# COLONIAL REGIONS

5. CUT ALONG THIS LINE...



# COLONIAL GOVERNMENT

1. FOLD THE HALF SHEET OF PAPER INTO THIRDS. NEXT, FOLD THOSE IN HALF.  
END WITH SIX BOXES.

# COLONIAL GOVERNMENT

2. WRITE THIS, HERE...




## Magna Carta - 1215

- Limited the power of the King
- Guaranteed the right to trial by jury

A large purple rectangular area with horizontal white lines, intended for writing.

# COLONIAL GOVERNMENT

2. WRITE THIS, HERE...



## English Bill of Rights

- Forbid cruel and unusual punishment
- Guaranteed the rights of citizens
- Led to US Bill of Rights

A large purple rectangular area with horizontal white lines, intended for writing.



# COLONIAL GOVERNMENT

2. WRITE THIS, HERE...

## Virginia House of Burgesses

- First representative govt in the colonies

A large purple rectangular area divided into seven horizontal lines, serving as a writing space. A light blue arrow points from the text '2. WRITE THIS, HERE...' to the second line from the top.

# COLONIAL GOVERNMENT

2. WRITE THIS, HERE...

## Mayflower Compact - 1620

- First form of self government in the colonies
- Established majority rule

A large purple rectangular area with horizontal white lines, serving as a writing space. A light blue arrow points from the text '2. WRITE THIS, HERE...' towards the top of this area.

# COLONIAL GOVERNMENT

2. WRITE THIS, HERE...

## Fundamental Order of Connecticut

- First written constitution
- Power comes from the free consent of the people. "We the people..."

A large purple rectangular area with horizontal white lines, serving as a writing space. A light blue arrow points from the text "2. WRITE THIS, HERE..." to the bottom of this area.

# COLONIAL GOVERNMENT

2. WRITE THIS, HERE...

## Declaration of


## Independence - 1776

- Declared the US free of British rule
- Gave unalienable rights → cannot be taken away

A large purple rectangular area with horizontal white lines, serving as a writing space. A light blue arrow points from the text '2. WRITE THIS, HERE...' to the bottom of this area.

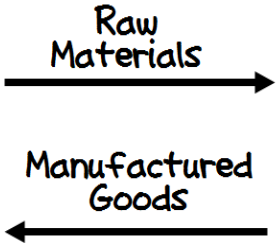
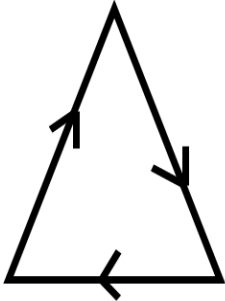
# COLONIAL GOVERNMENT

3. FOLD THE FLAPS BACK AND FORTH SO THEY STACK ON TOP OF ONE ANOTHER.
4. LABEL THE TOP FLAP...



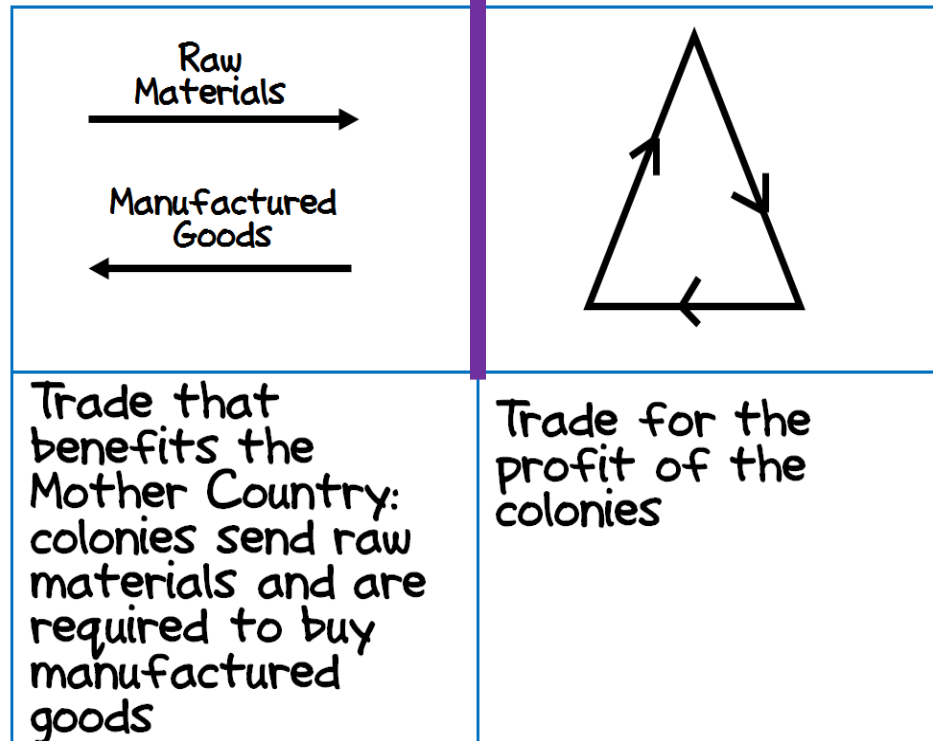
# TRANSATLANTIC TRADE VS. MERCANTILISM

1. FOLD THE QUARTER SHEET OF PAPER INTO FOUR PIECES. OPEN IT UP.
2. WRITE THE FOLLOWING INFORMATION INSIDE YOUR QUARTER SHEET OF PAPER.

 <p>Raw Materials</p> <p>Manufactured Goods</p>	
<p>Trade that benefits the Mother Country: colonies send raw materials and are required to buy manufactured goods</p>	<p>Trade for the profit of the colonies</p>

# TRANSATLANTIC TRADE VS. MERCANTILISM

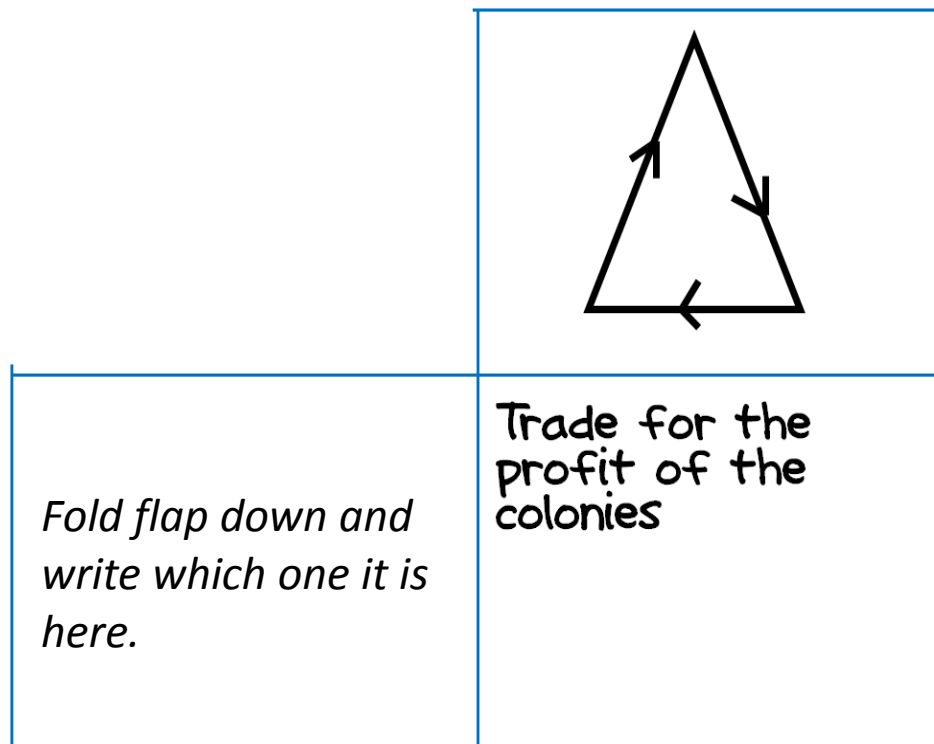
3. CUT DOWN THIS LINE...



# TRANSATLANTIC TRADE VS. MERCANTILISM

4. WHICH ONE DEFINES TRANSATLANTIC TRADE? MERCANTILISM?

5. WRITE IT ON THE OUTSIDE FLAP.






# COLONIAL DUDES

1. CUT OUT THESE COLONIAL DUDES.
2. WHO ARE THEY?



William Penn  
Quaker  
Founded *PENNS*ylvania



Thomas Hooker  
Puritan  
Founded Connecticut



# GET YOUR GLUE STICKS READY!!

ALL THE LITTLE FOLDABLES WE DID TODAY NEED TO BE GLUED INTO YOUR FOLDERS. USE THE IMAGE BELOW AS A GUIDE. THERE ARE A FEW MORE THINGS TO ADD ONCE YOU ARE DONE GLUING.

MAKE SURE TO ADD 1607, 1620, & LABEL THE PAGE 'COLONIES.'



# GET OUT BEFORE THE BELL...

- JOURNAL
- PENCIL OR PEN
- GLUE STICK
- SCISSORS
- BRAIN
- EXTRA BATTERIES FOR BRAIN

GET READY!  
WE'RE MOVING  
FAST TODAY!!



DAY 2

AMERICAN

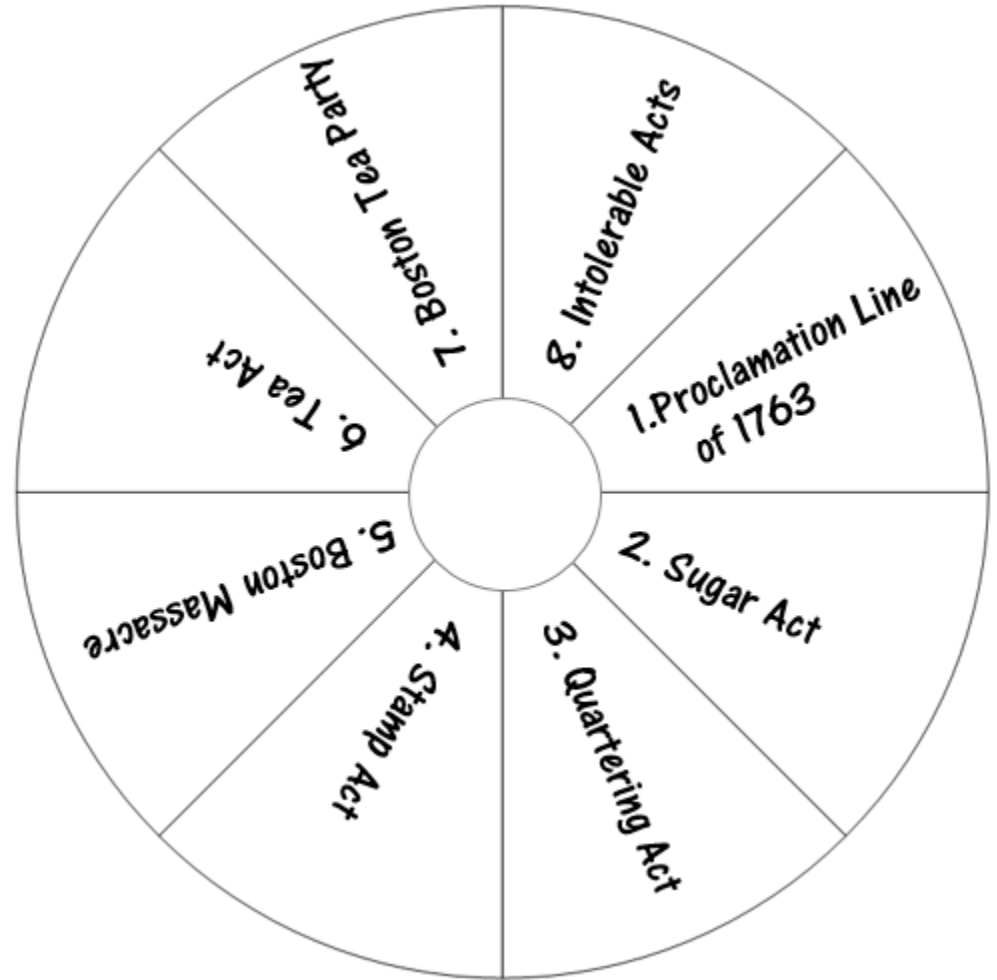
REVOLUTION

# THE PLAN FOR TODAY...

- EVENTS LEADING TO WAR
- BATTLES OF THE REVOLUTION
- FOLKS TO KNOW
- PLAY GAMES

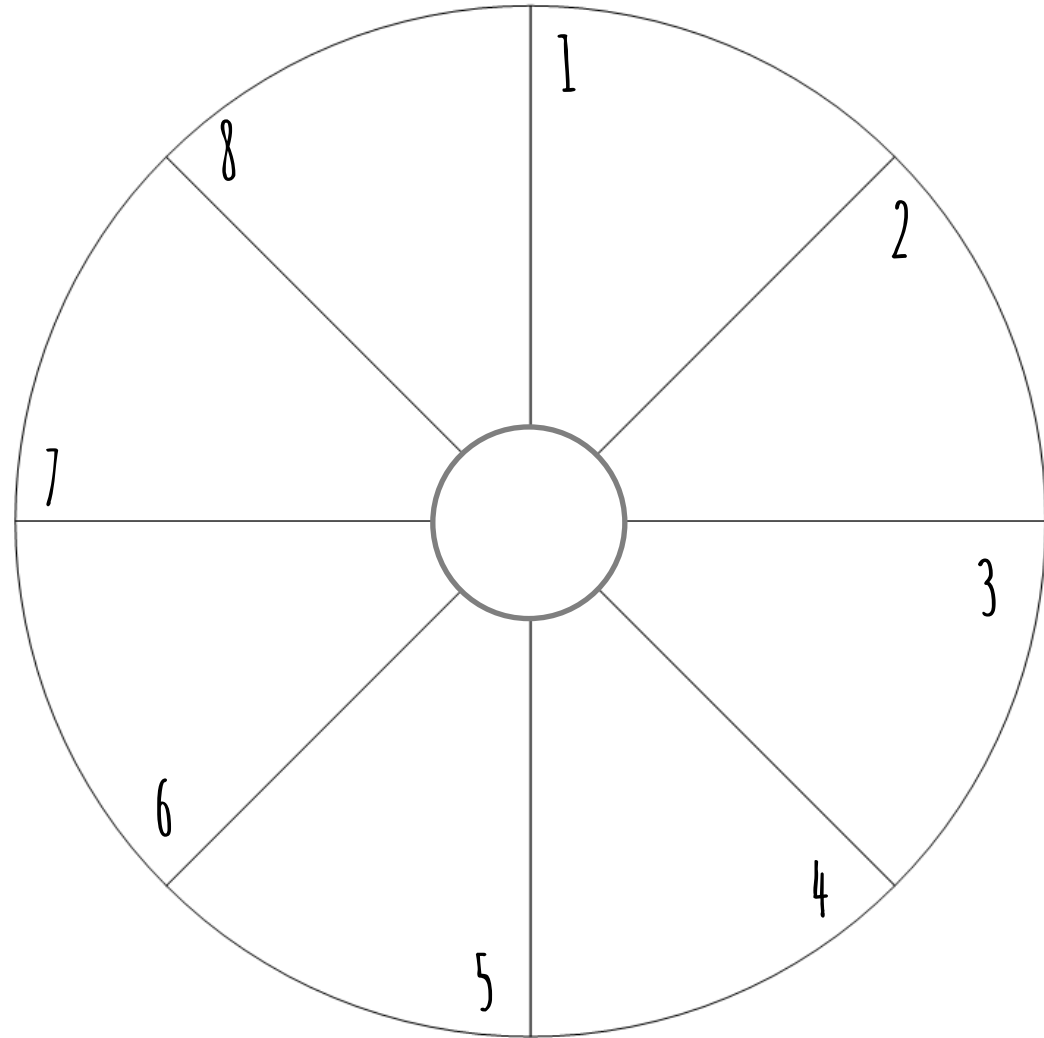
# EVENTS LEADING TO WAR

1. CUT OUT BOTH CIRCLES.
2. LABEL EACH TRIANGLE STARTING WITH #1 THROUGH #8.



# EVENTS LEADING TO WAR

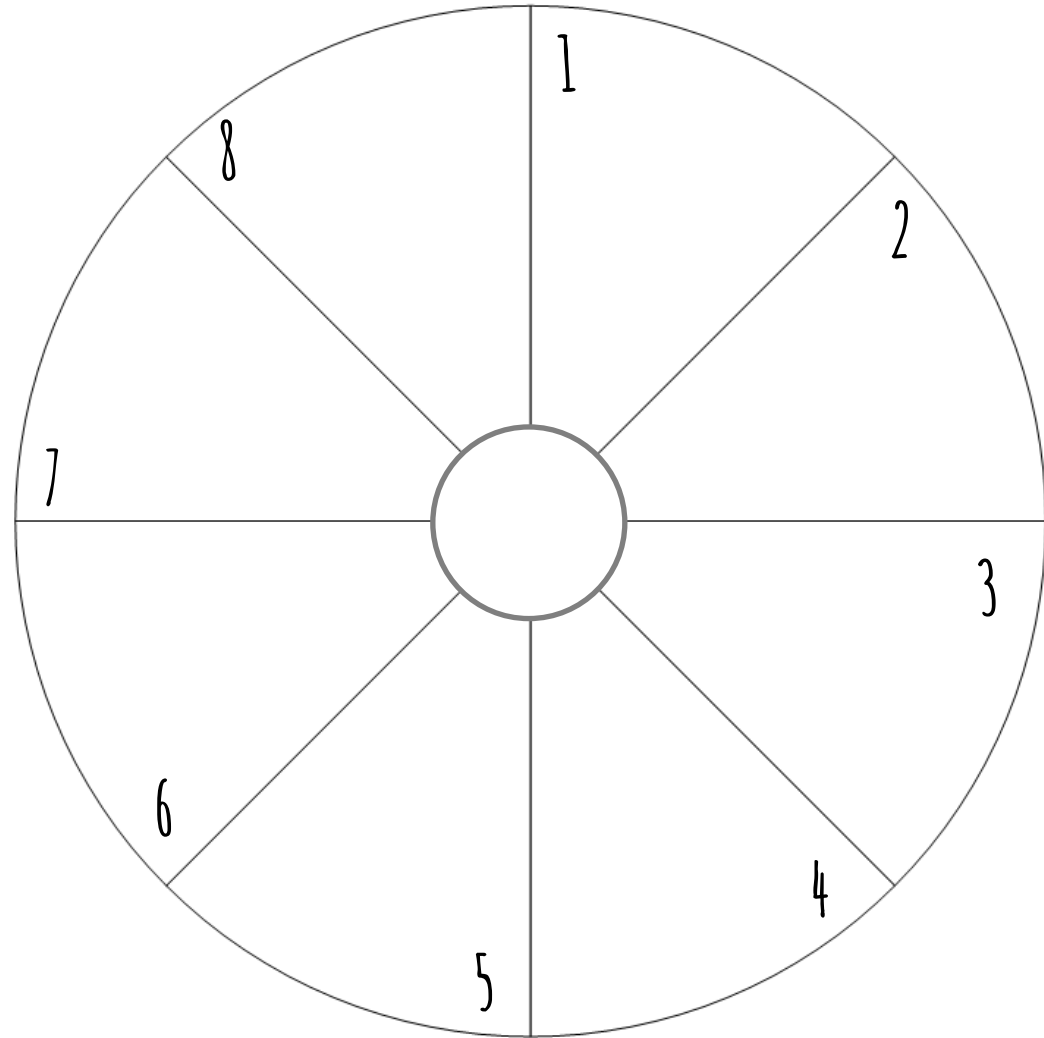
1. CUT OUT BOTH CIRCLES.
2. LABEL EACH TRIANGLE STARTING WITH #1 THROUGH #8.



# EVENTS LEADING TO WAR

3. LABEL THE TRIANGLES WITH THE FOLLOWING:

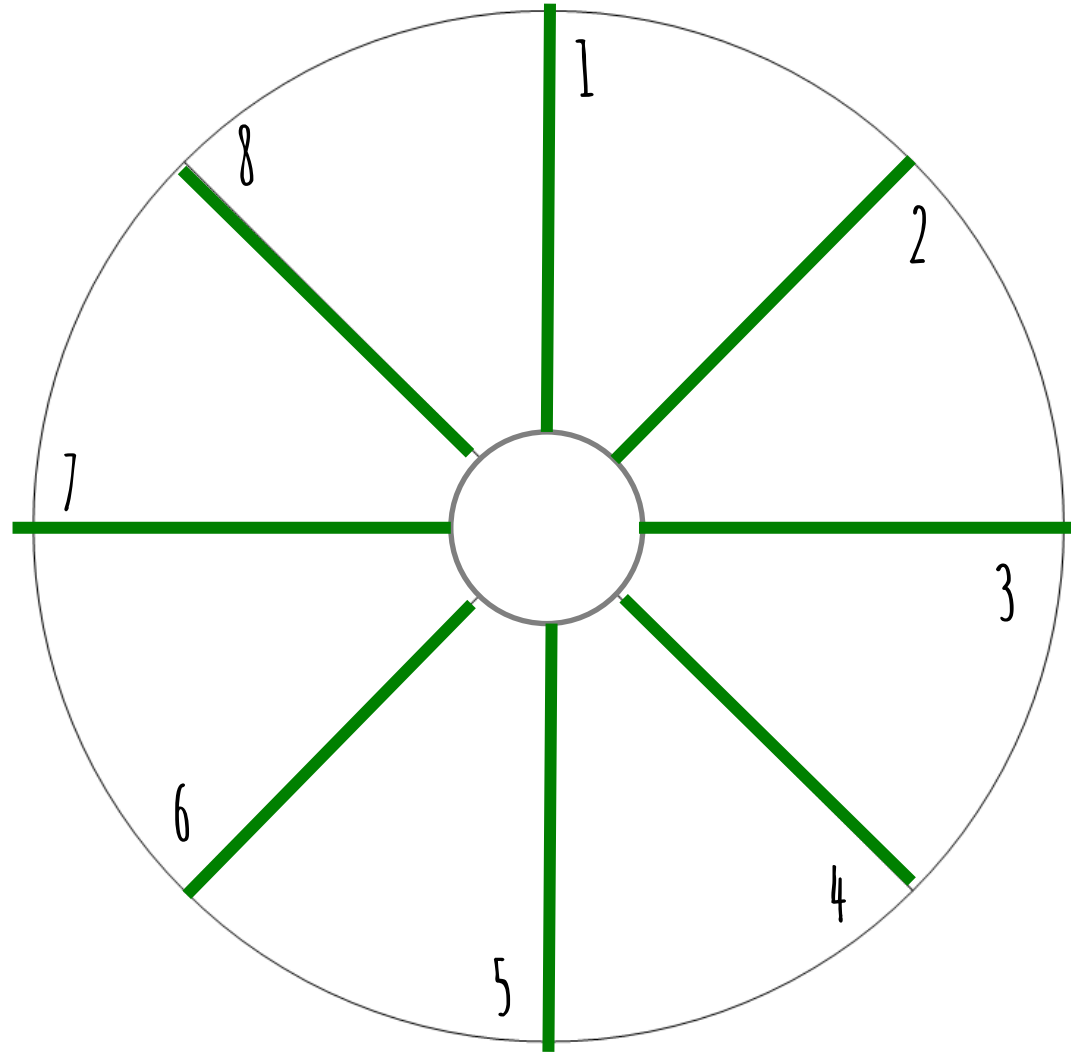
1. PROCLAMATION LINE OF 1763
2. SUGAR ACT
3. QUARTERING ACT
4. STAMP ACT
5. BOSTON MASSACRE
6. TEA ACT
7. BOSTON TEA PART
8. INTOLERABLE ACTS





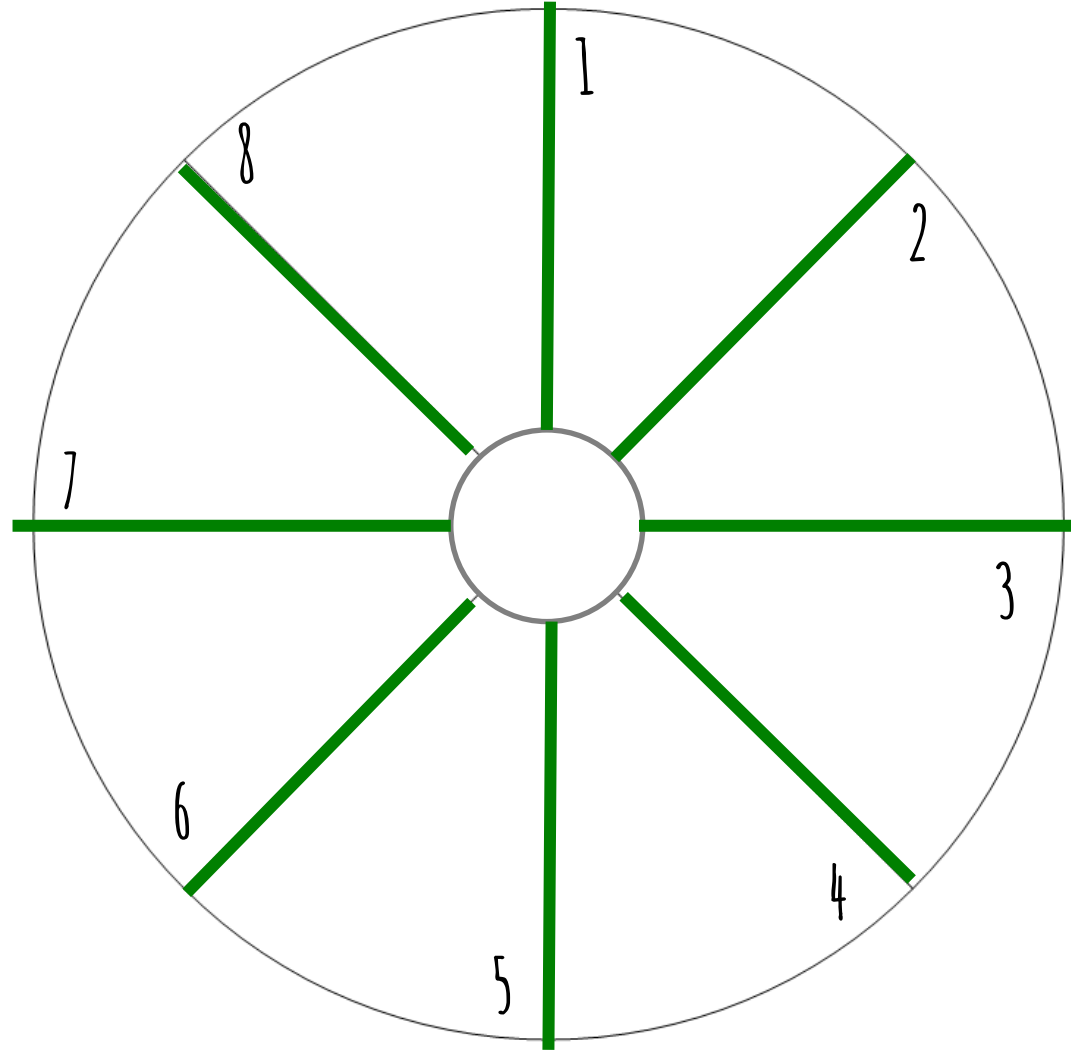
# EVENTS LEADING TO WAR

4. CUT EACH LINE TOWARDS THE MIDDLE TO THE CENTER CIRCLE.
5. GLUE THE CENTER CIRCLE TO THE SECOND CIRCLE. MAKE SURE TO LINE UP THE TRIANGLES.



# EVENTS LEADING TO WAR

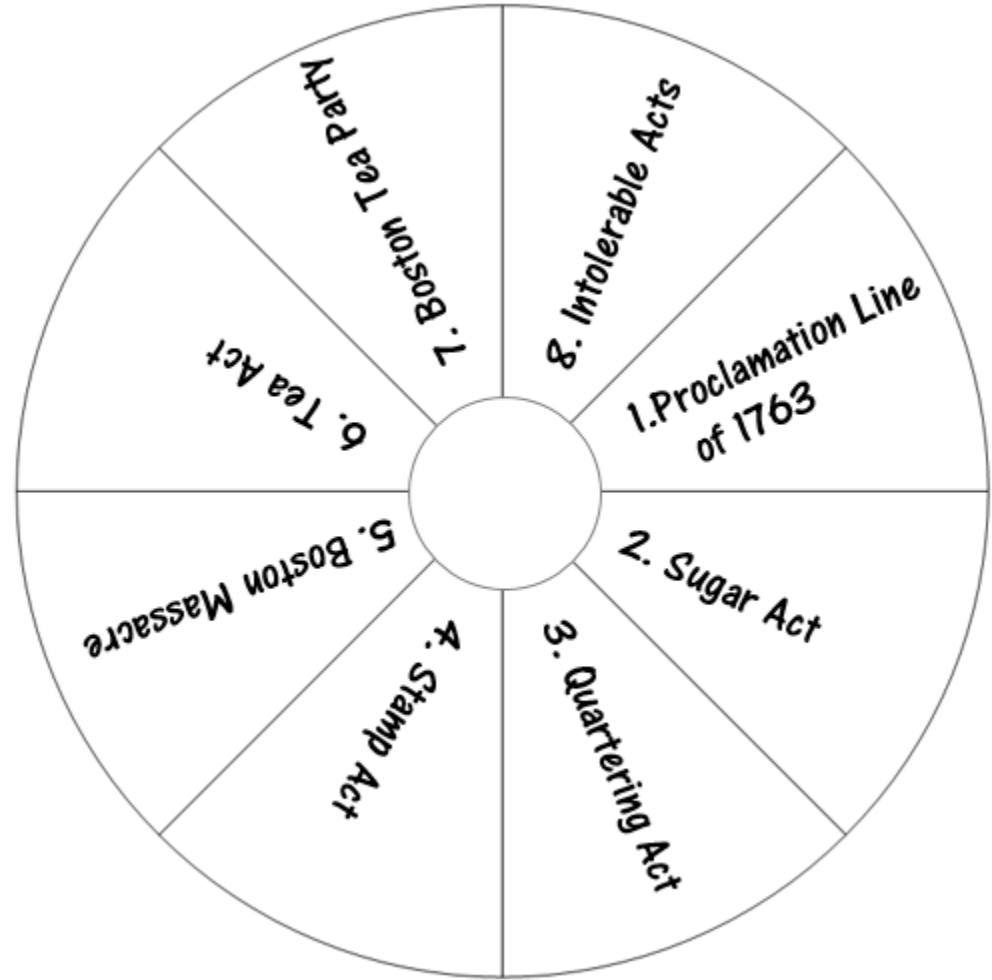
6. UNDER THE COORDINATING NUMBER, DESCRIBE THE EVENT.



# EVENTS LEADING TO WAR

1. PROCLAMATION LINE OF 1763

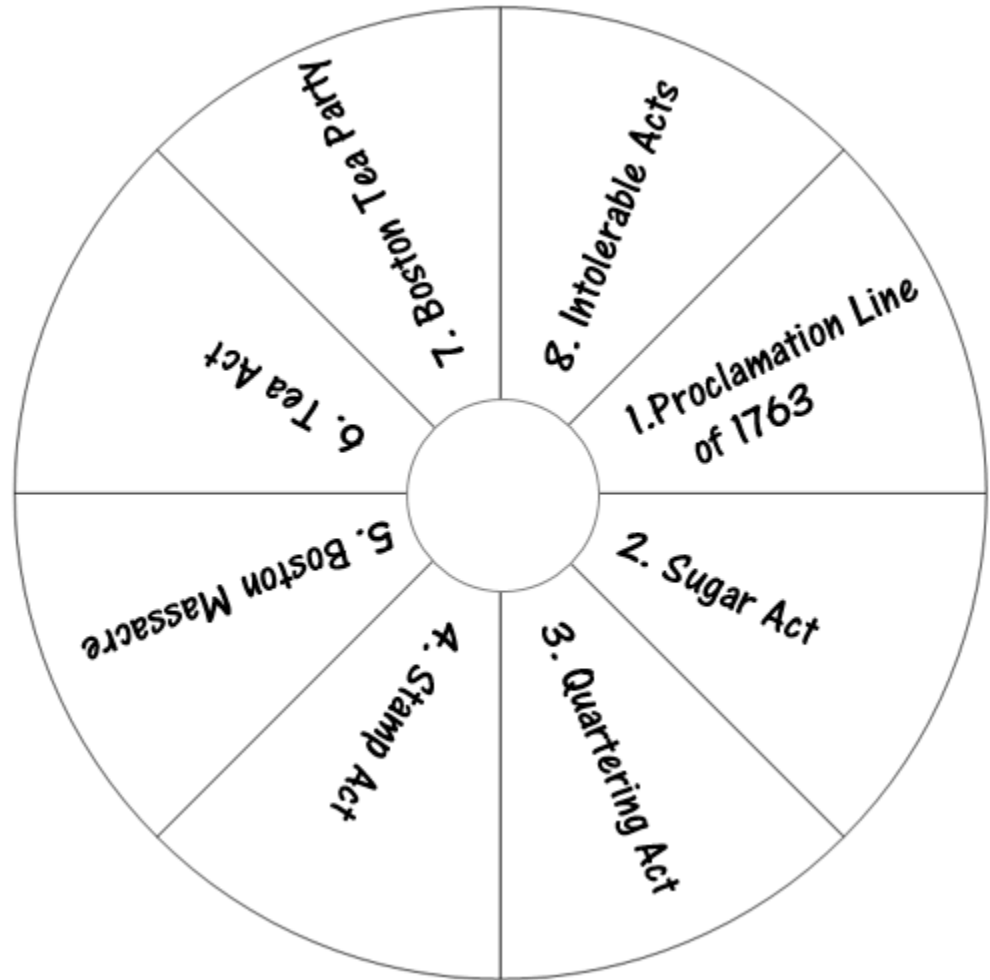
COLONIST COULD NOT MOVE WEST  
OF THE APPALACHIAN MTNS.



# EVENTS LEADING TO WAR

## 2. SUGAR ACT

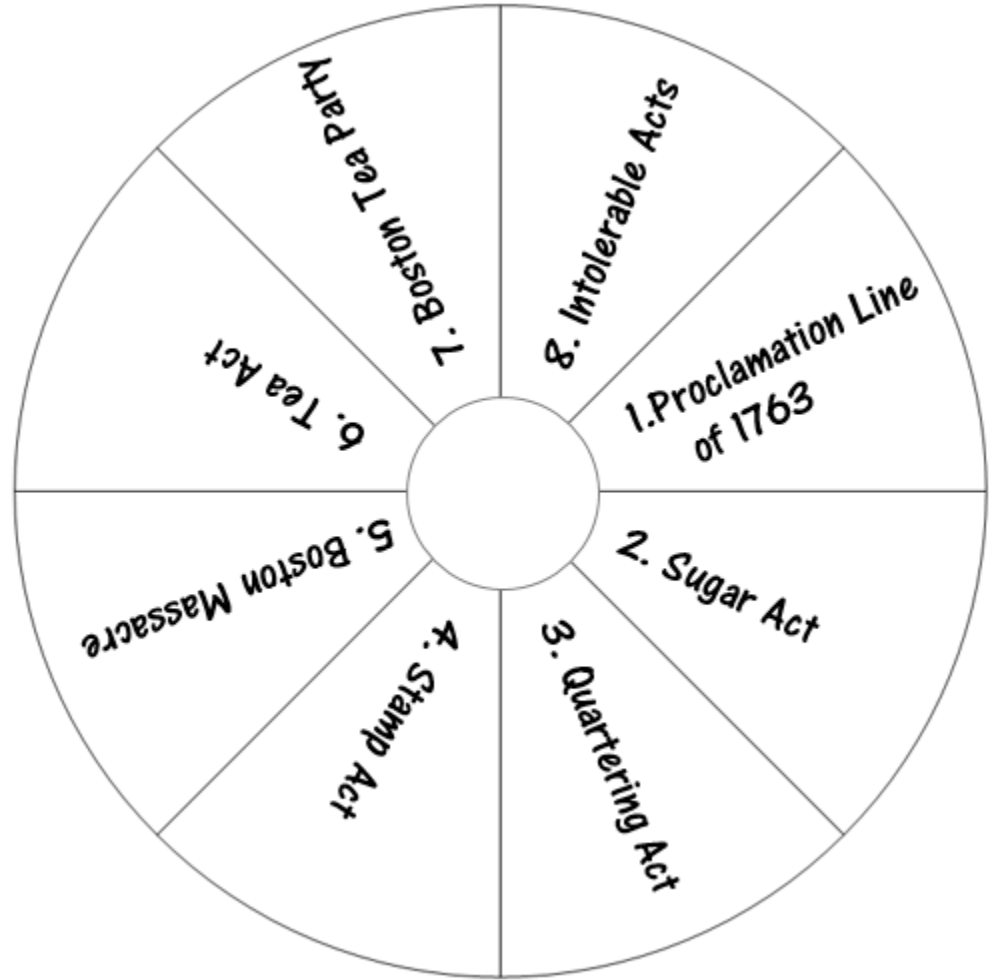
TAX PLACED ON SUGAR; WAS REPEALED  
AFTER A BOYCOTT OF BRITISH GOODS.



# EVENTS LEADING TO WAR

## 3. QUARTERING ACT

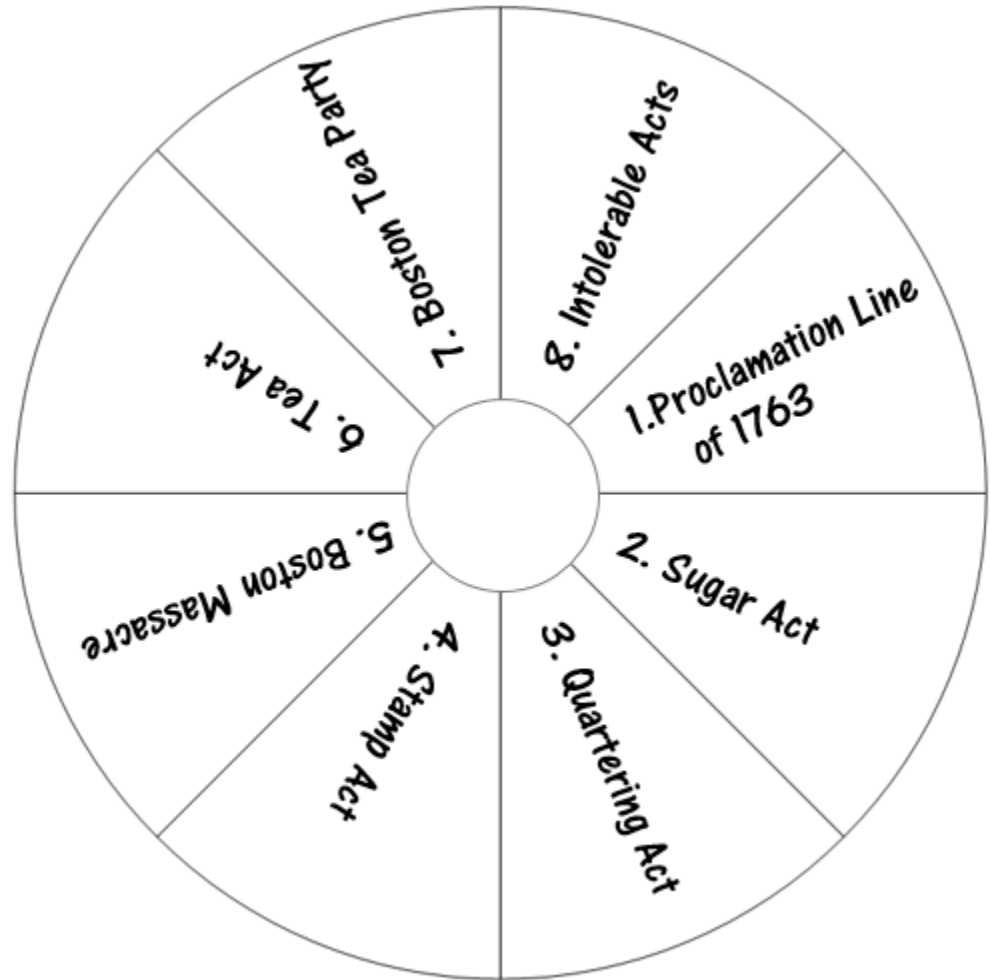
REQUIRED COLONISTS TO KEEP  
SOLDIERS IN THEIR HOUSES



# EVENTS LEADING TO WAR

## 4. STAMP ACT

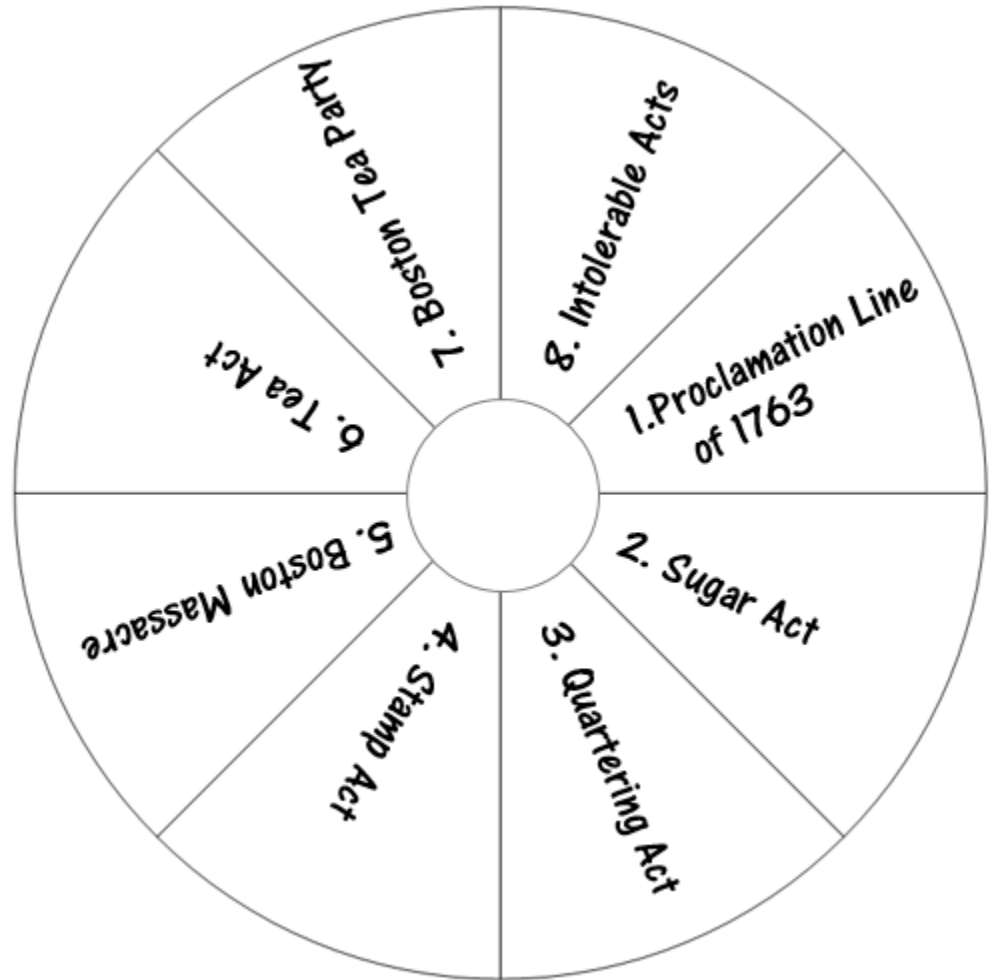
REQUIRED A STAMP TO BE PLACED ON ALL LEGAL DOCUMENTS, NEWSPAPERS AND PLAYING CARDS



# EVENTS LEADING TO WAR

## 5. BOSTON MASSACRE

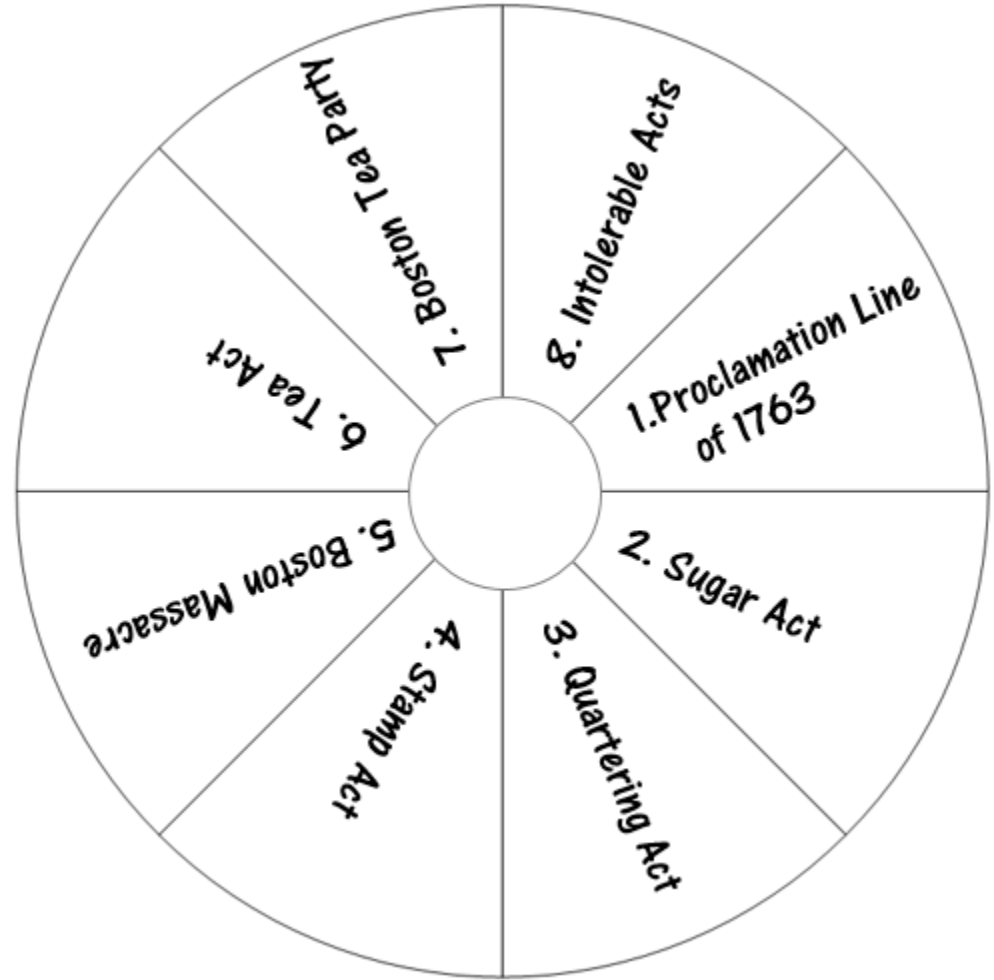
5 COLONISTS WERE KILLED IN A SKIRMISH WITH THE BRITISH, PAUL REVERE'S PAINTING



# EVENTS LEADING TO WAR

6. TEA ACT

TAX ON TEA

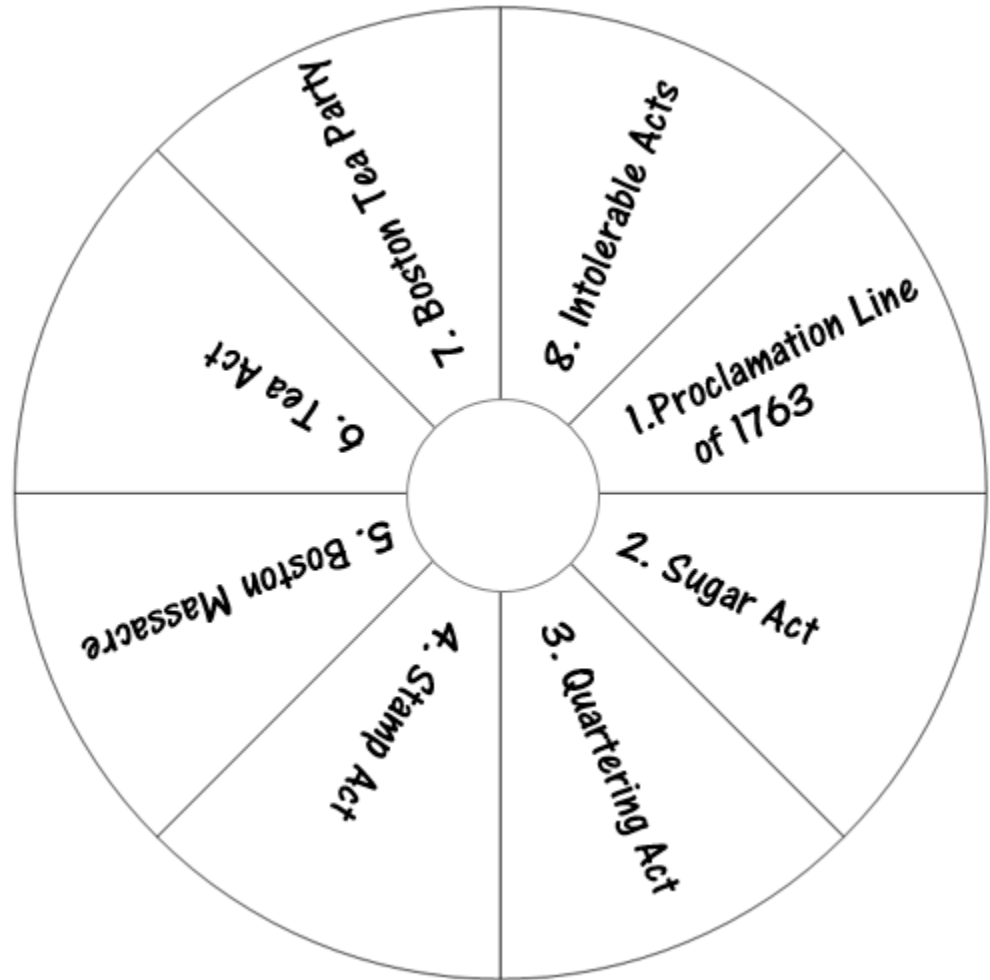




# EVENTS LEADING TO WAR

## 7. BOSTON TEA PARTY

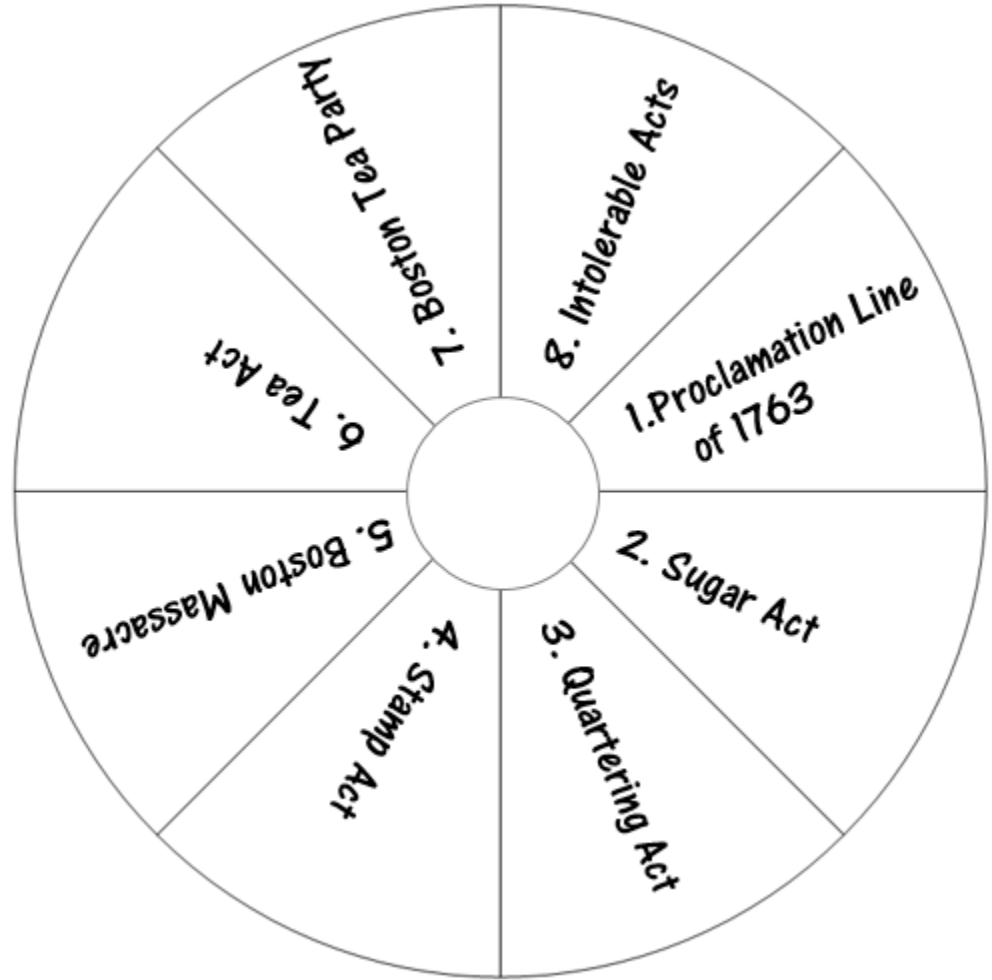
SONS OF LIBERTY DRESSED UP AS INDIANS AND THREW TEA INTO THE BOSTON HARBOR



# EVENTS LEADING TO WAR


## 8. INTOLERABLE ACTS

RESULT OF BOSTON TEA PARTY,  
CLOSED BOSTON HARBOR



# BATTLES OF THE REVOLUTION

1. TAKE A HALF SHEET OF PAPER AND FOLD IN THIRDS.
2. NEXT, FOLD IT HOT DOG STYLE BUT LEAVE A LIP TO WRITE 'BATTLES OF THE REVOLUTION'
3. CUT ON DOTTED LINES.
4. LABEL THE FLAPS:  
FIRST SHOTS  
TURNING POINT  
LAST BATTLE



# BATTLES OF THE REVOLUTION




5. LABEL THE INSIDE BOXES.

Lexington & Concord	Saratoga	Yorktown
<ul style="list-style-type: none"><li>• 'Shot heard around the world'</li><li>• Paul Revere Ride</li><li>• British trying to reach militia's weapons</li></ul>	<ul style="list-style-type: none"><li>• Patriots won</li><li>• French join as ally</li></ul>	<ul style="list-style-type: none"><li>• Cornwallis surrenders to Washington</li><li>• Fought on peninsula</li><li>• French help by water</li></ul>

**BATTLES OF THE REVOLUTION**


# BATTLES OF THE REVOLUTION

6. LABEL THE TOP FLAPS.

<p>First Shots Fired</p> 	<p>Turning Point</p> 	<p>Last Battle</p> 
<p><b>BATTLES OF THE REVOLUTION</b></p>		

# FOLKS TO KNOW

1. TAKE TWO QUARTER SHEETS AND FOLD IN HALF TO LEAVE A TAB NAMED "PEOPLE."
2. CUT DOWN THE DOTTED LINES. REPEAT WITH THE NEXT ONE.




# FOLKS TO KNOW

1. TAKE TWO QUARTER SHEETS AND FOLD IN HALF TO LEAVE A TAB NAMED "PEOPLE."

2. CUT DOWN THE DOTTED LINES. REPEAT WITH THE NEXT ONE.

\*\*YOU NEED 2 CUT THIS WAY




# FOLKS TO KNOW

3. WRITE THIS, HERE...

George Washington

4. WRITE THIS, INSIDE THE TAB...

Commander in chief  
of the Continental  
Army

A large purple rectangular area with a vertical tab on the right side. The main area contains ten horizontal dashed lines for writing. The tab on the right has a small white square with a black outline and a white 'L' shape inside, indicating a fold line.




# FOLKS TO KNOW

3. WRITE THIS, HERE...

Benjamin Franklin

4. WRITE THIS, INSIDE THE TAB...

Ambassador to  
France




# FOLKS TO KNOW

3. WRITE THIS, HERE...

Samuel Adams

4. WRITE THIS, INSIDE THE TAB...

Leader of the Sons of  
Liberty & helped  
w/DOI



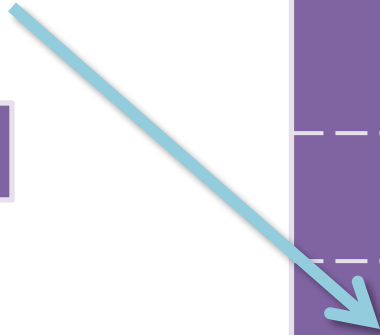

# FOLKS TO KNOW

3. WRITE THIS, HERE...

Thomas Jefferson

4. WRITE THIS, INSIDE THE TAB...

Wrote Declaration of  
Independence

A purple notepad with a vertical tab on the right side. The notepad has several horizontal rows, each with a dashed line for writing. The tab on the right has a small white icon of a notepad with a pencil.

# FOLKS TO KNOW

3. WRITE THIS, HERE...

Thomas Paine

4. WRITE THIS, INSIDE THE TAB...

Wrote Common  
Sense

A large purple rectangular area designed for writing. It features ten horizontal dashed lines spaced evenly down its length. A vertical white line runs along the right edge, creating a narrow tab. A small white icon of a tab is visible on the right edge of this tab.

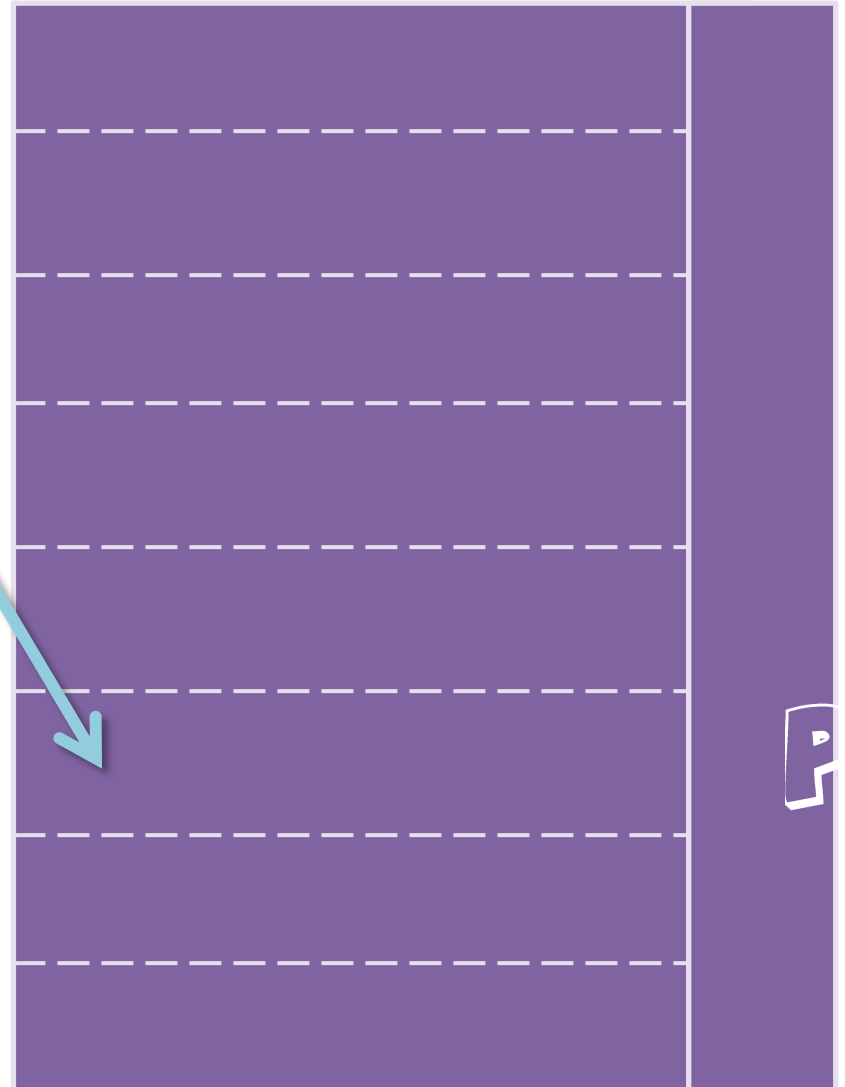
# FOLKS TO KNOW

3. WRITE THIS, HERE...

Patrick Henry

4. WRITE THIS, INSIDE THE TAB...

“Give me liberty, or  
give me death.”



# FOLKS TO KNOW

3. WRITE THIS, HERE...

Marquis de Lafayette

4. WRITE THIS, INSIDE THE TAB...

French, BFF  
w/Washington

A purple notepad with a vertical tab on the right side. The notepad has several horizontal dashed lines for writing. A light blue arrow points from the text '3. WRITE THIS, HERE...' to the bottom of the notepad. On the right side, there is a small white icon of a notepad with a pencil.

# FOLKS TO KNOW

3. WRITE THIS, HERE...

John Paul Jones

4. WRITE THIS, INSIDE THE TAB...

Father of the Navy

A large purple rectangular area designed for writing. It features a horizontal dashed line near the top and another near the bottom. On the right side, there is a vertical tab with a white outline and a small white square at its top right corner. A light blue arrow points from the text '3. WRITE THIS, HERE...' towards the top of the purple area, and another light blue arrow points from the text '4. WRITE THIS, INSIDE THE TAB...' towards the bottom of the purple area.


# FOLKS TO KNOW

3. WRITE THIS, HERE...

Crispus Attucks

4. WRITE THIS, INSIDE THE TAB...

First to die @ Boston  
Massacre





# FOLKS TO KNOW

3. WRITE THIS, HERE...

James Armistead



4. WRITE THIS, INSIDE THE TAB...


Spy for Washington

A purple writing area with a vertical tab on the right side, containing ten rows of dashed lines for writing. The tab on the right has a white outline of a square with a small 'P' inside.

# FOLKS TO KNOW

3. WRITE THIS, HERE...

Abigail Adams



4. WRITE THIS, INSIDE THE TAB...

“Remember the  
Ladies” wife of John  
Adams

A large purple rectangular area containing a writing template. It features a vertical tab on the right side. The main area is divided into eight rows by horizontal dashed lines. A small white icon is visible on the right edge of the tab.

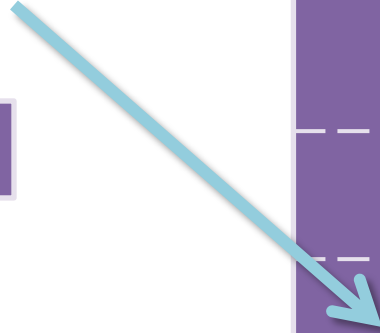
# FOLKS TO KNOW

3. WRITE THIS, HERE...

Mercy Otis Warren

4. WRITE THIS, INSIDE THE TAB...

Female colonist who wrote propaganda about Amer. Rev.

A large purple rectangular area designed for writing. It features a vertical tab on the right side. The main area is divided into ten horizontal rows by dashed white lines. A small white icon of a tab is visible on the right edge of the purple area.

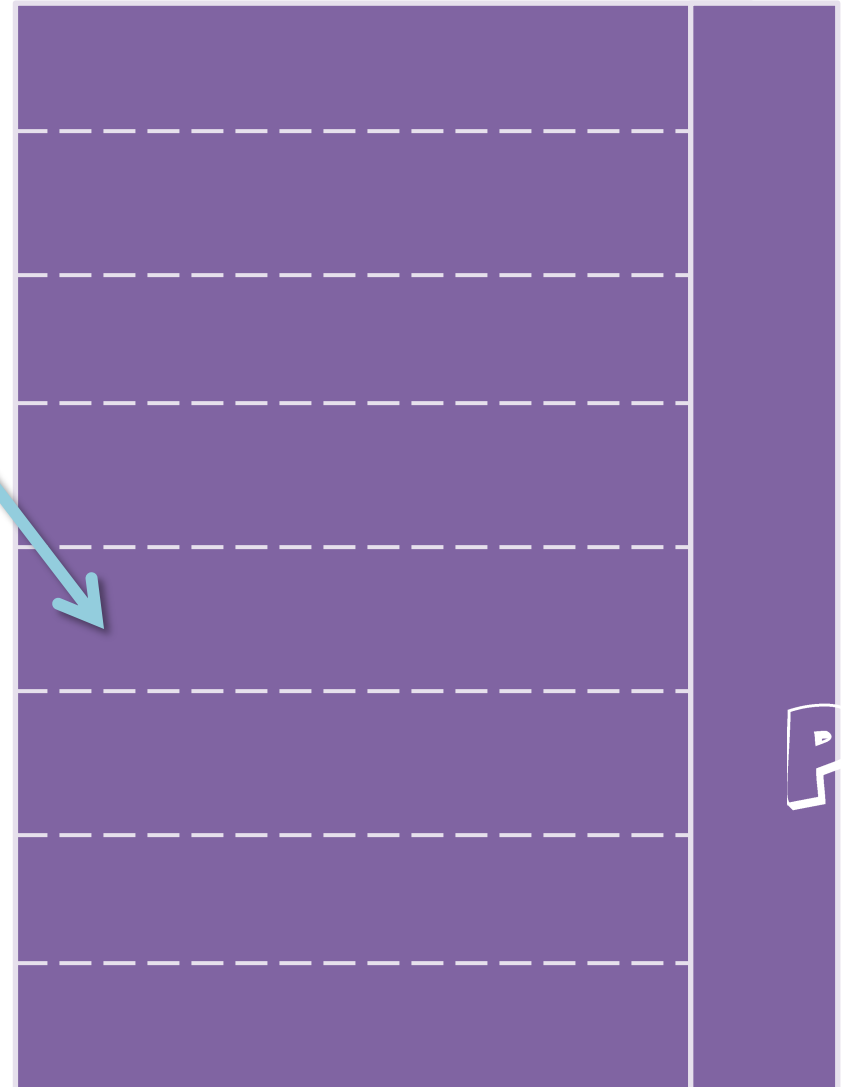
# FOLKS TO KNOW

3. WRITE THIS, HERE...

Wentworth Cheswell

4. WRITE THIS, INSIDE THE TAB...

First African  
American to serve in  
an elected assembly



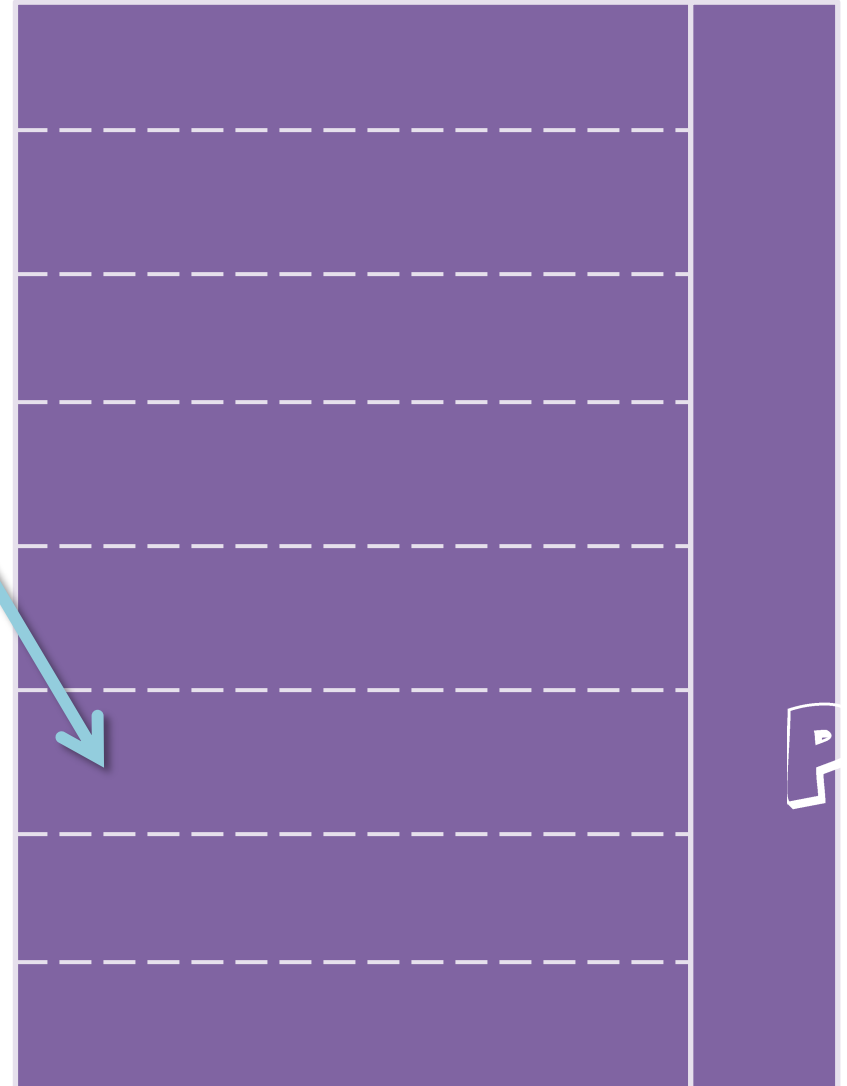

# FOLKS TO KNOW

3. WRITE THIS, HERE...

Haym Soloman

4. WRITE THIS, INSIDE THE TAB...

Financed the  
American Revolution




# FOLKS TO KNOW

3. WRITE THIS, HERE...

Bernardo de Galvez

4. WRITE THIS, INSIDE THE TAB...

Spanish military leader, protected South (FL) from invasion



# FOLKS TO KNOW

3. WRITE THIS, HERE...

John Adams

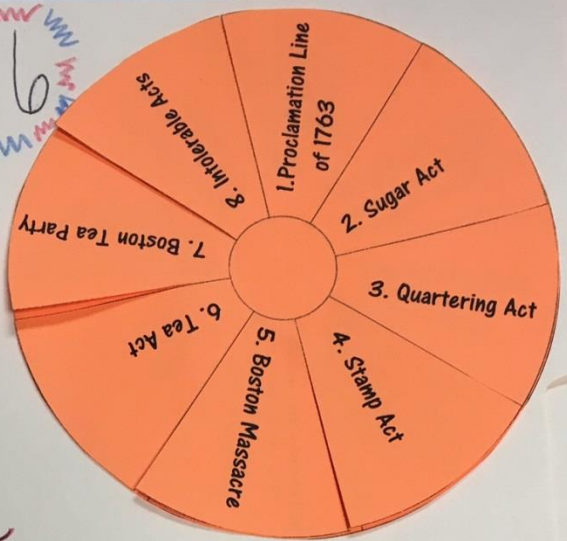
4. WRITE THIS, INSIDE THE TAB...

Helped write Treaty  
of Paris 1783

A purple notepad with a vertical tab on the right side. The notepad has several horizontal dashed lines for writing. A light blue arrow points from the text '3. WRITE THIS, HERE...' to the bottom of the notepad. On the right side, there is a small white icon of a notepad with a pencil.


# AMERICAN REVOLUTION

1776



*Life Liberty & the Pursuit of Happiness*

- George Washington
  - Benjamin Franklin
  - Samuel Adams
  - Thomas Jefferson
  - Thomas Paine
  - Patrick Henry
  - Marquis de Lafayette
  - John Paul Jones
- People



Treaty of Paris 1783:  
officially ends the American Revolution

## GET YOUR GLUE STICKS READY!!

ALL THE LITTLE FOLDABLES WE DID TODAY NEED TO BE GLUED INTO YOUR FOLDERS. USE THE IMAGE AS A GUIDE. THERE ARE A FEW MORE THINGS TO ADD ONCE YOU ARE DONE GLUING.

MAKE SURE TO ADD 1776, TREATY OF PARIS 1783 & LABEL THE PAGE 'AMERICAN REVOLUTION.'





# GET OUT BEFORE THE BELL...

- JOURNAL
- COLORED PENCILS (BLUE, GREEN, RED, & BROWN)
- PENCIL & PEN
- GLUE STICK
- SCISSORS
- BRAIN
- EXTRA BATTERIES FOR BRAIN

GET READY!  
WE'RE MOVING  
FAST TODAY!!



DAY 3

1787 TO 1803 - ISH

# THE PLAN FOR TODAY...

- MAP OF COLONIES
- COLONIAL REGIONS
- COLONIAL GOVERNMENT
- TRANSATLANTIC TRADE VS. MERCANTILISM
- COLONIAL DUDES
- PLAY GAMES